

## GPS Antenna Module GPS 天线模块

### FEATURES 特点

- The antenna outline is compact size,  
产品外型呈扁平状小型结构,
- Featuring low RL, low Axial Ratio but high gain, etc  
性能具有低反射损耗、轴比小、增益高的特点
- Pb-free, ROHS compliant  
本产品采用的工艺和材料符合 ROHS 要求



### APPLICATIONS 应用

- 适用于 GPS 产品中  
Designed to be used for GPS products

### Product Identification 产品标识

MGDAS    1575    R    15    C1    4  
①            ②            ③            ④            ⑤            ⑥

- ① Series name 系列名称
- ② Character Frequency 特征频率: 1575 MHz
- ③ Patch Antenna 极化方式: R=右旋圆极化
- ④ Patch Antenna 天线尺寸:15=15×15 [\*可以根据客户需要而更改产品尺寸]
- ⑤ Center frequency 中心频率: 1575MHz
- ⑥ thickness 厚度: 4mm

### Product Specification Summary 产品规格简表

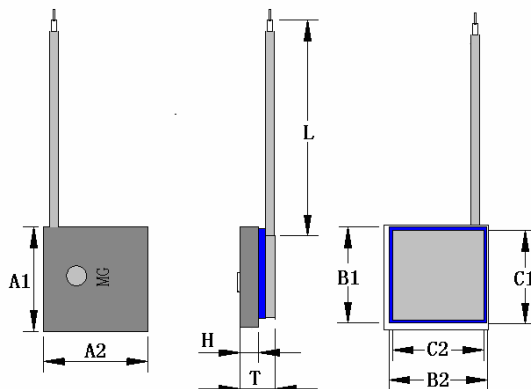
Part No.产品型号	Dimensions 尺寸 L×W×H (mm)	Center Frequency 中心频率 (MHZ)	Antenna Gain* 天线增益
MGDAS1575R18C14	18×18×4	1575.42MHz±2	2.5-dBi
MGDAS1575R18C12	18×18×2	1575.42MHz±2	1.2 dBi
MGDAS1575R15C14	15×15×4	1575.42MHz±2	2 dBi
MGDAS1575R12C14	12×12×4	1575.42MHz±2	-1 dBi
MGDAS1575R12C12	12×12×2	1575.42MHz±2	-2 dBi
MGDAS1575R10C14	10×10×4	1575.42MHz±2	-3.5 dBi
MGDAS1575L2006C14	20×6×4	1575.42MHz±2	0 dBi
MGDAS1575L1606C14	16×6×4	1575.42MHz±2	-0.5 dBi
MGDAS1575L1003C14	10×3×4	1575.42MHz±2	-1 dBi

\*天线增益测试是按各种天线尺寸大小的地面来进行测试的

## GPS Antenna Module GPS 天线模块

Part No. 产品型号: MGDAS1575

### 1. Dimensions 外形尺寸 (Unit: mm)



Unit:mm

Part No.产品型号	天线尺寸 Antenna Size		PCB 尺寸 PCB size		屏蔽罩尺寸 Shielding Size		总厚度 Total Thickness	天线厚度 Antenna Thickness	电缆线长 Cable Length
	A1	A2	B1	B2	C1	C2	T	H	L*
MGDAS1575R18C14	18	18	16.5	16.5	15	15	5.6	4	40±3mm
MGDAS1575R18C12	18	18	16.5	16.5	15	15	3.6	2	
MGDAS1575R15C14	15	15	12	12	12	12	5.6	4	
MGDAS1575R12C14	12	12	12	12	8.4	7.9	5.6	4	
MGDAS1575R12C12	12	12	12	12	8.4	7.9	3.6	2	
MGDAS1575R10C14	10	10	10	10	8.4	7.9	5.6	4	
MGDAS1575L2006C14	20	6	20	6	14	5.5	5.6	2	
MGDAS1575L1606C14	16	6	16	6	14	5.5	3	3	

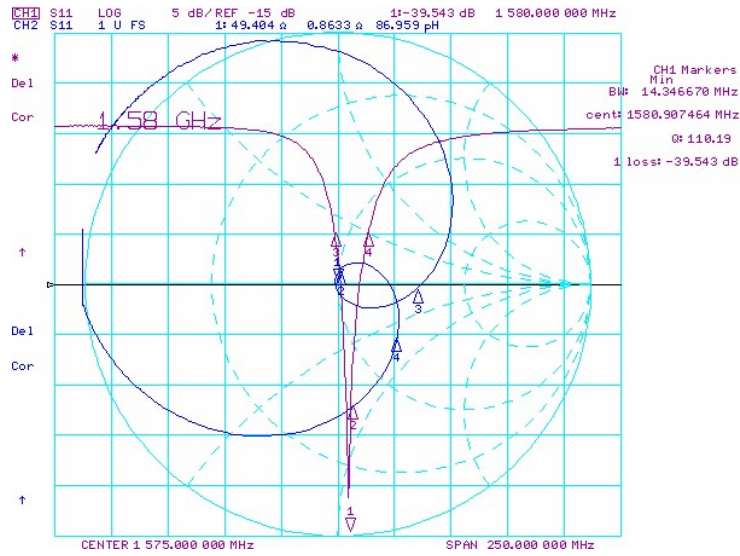
\*:可以根据客户要求定制电缆线长

### 2. Electrical Characteristics 电气性能

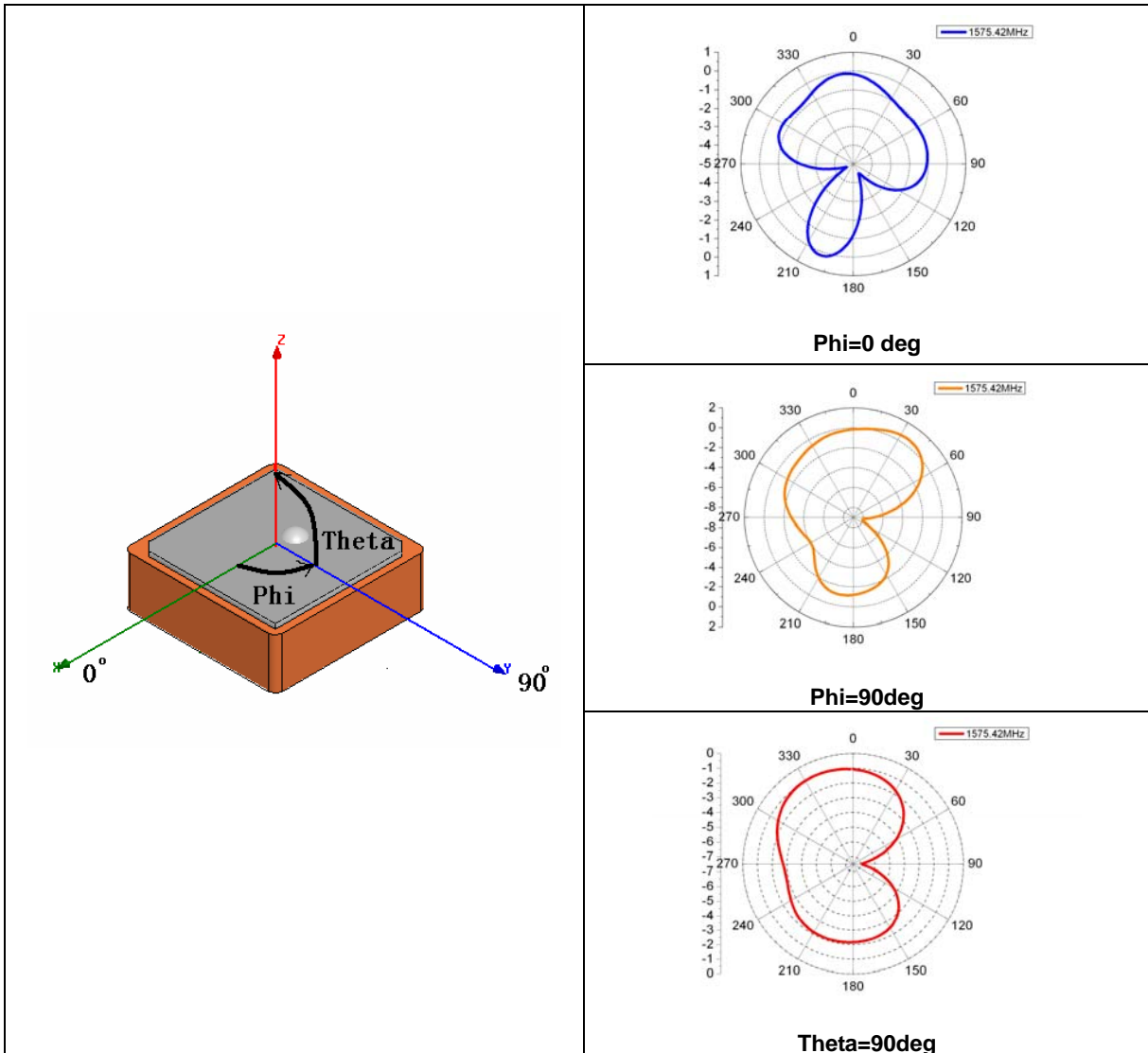
No.	Item (项目)	MGDAS1575R
1	Center Frequency 中心频率	1575.42MHz±3 MHz
2	V.S.W.R 电压驻波比	<2.0
3	Band Width 带宽	>10MHz
4	Impedence 阻抗	50 ohm
5	Peak Gain 最高增益	>2.5 dBi Based on standard ground plane
6	Gain Coverage 增益范围	>-1dBi at -90°<0°<+90°(over 75% Volume)
7	Polarization 天线极化	RHCP

## GPS Antenna Module GPS 天线模块

### 3. Characteristic curve 特性曲线



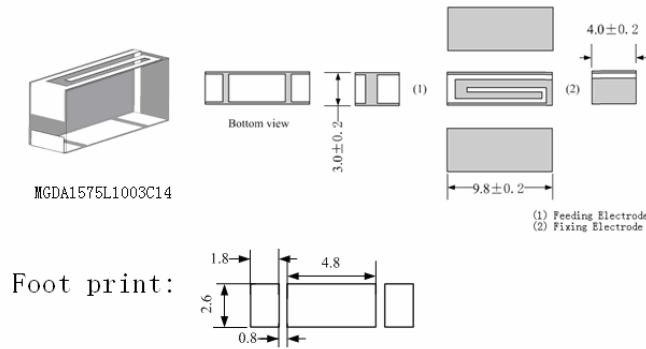
### 4. Radiation Pattern 天线方向图



# GPS Antenna Module GPS 天线模块

Part No. 产品型号: MGDAS1575L1003C14

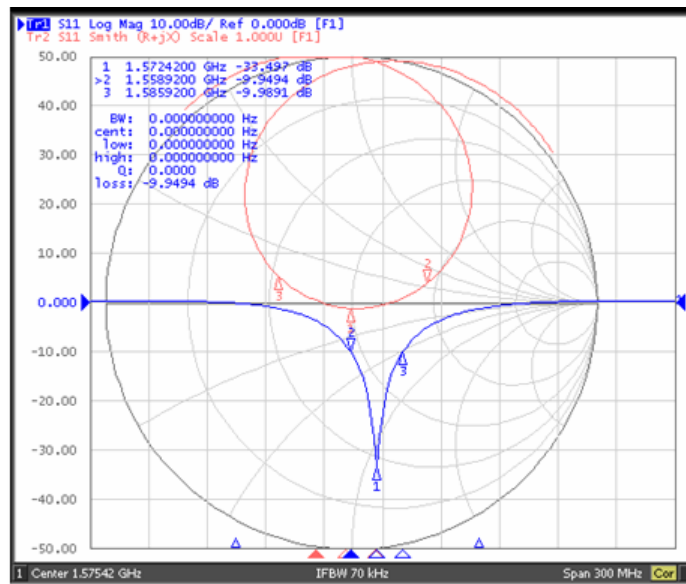
## 1. Dimensions 外形尺寸 (Unit: mm)



## 2. Electrical Characteristics 电气性能

No.	Item (项目)	MGDAS1575R (10×3×4)
1	Center Frequency 中心频率	1575.42MHz±2 MHz
2	V.S.W.R 电压驻波比	<2.0
3	Band Width 带宽	>20MHz
4	Impedence 阻抗	50 ohm
5	Peak Gain 最高增益	>-1 dBi
6	Polarization 天线极化	LINEAR

## 3. Characteristic curve 特性曲线



## 4. Test Circuit 测试电路

