

Nonpolarity RF Inductor 无极性射频电感

FEATURES 特点

- No polarity 无极性
- Small size and light weight 体积小、重量轻
- High-Q, stable inductance in high frequency
高频下高Q值，电感值稳定
- High self-resonant frequency 高自谐振频率



APPLICATIONS 应用

- High frequency circuits of mobile phones such as PA, ANT VCO, SAW, etc. 通讯产品的射频模块
- "Bluetooth" 蓝牙模块
- W-LAN 无线网络

Product Identification 产品标识

MGCI 1005 P 10N J I - LF
① ② ③ ④ ⑤ ⑥ ⑦

① Series name 系列名称

② Dimension 产品尺寸 L×W: 【1005: 1.0mm×0.5mm】

③ Material code 材料代码

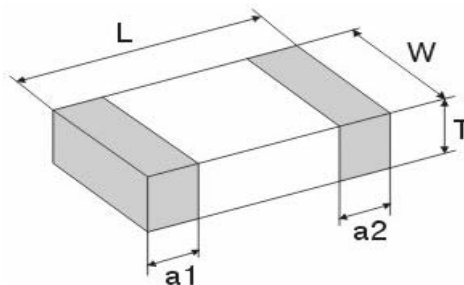
④ Inductance 电感量: 【3N3=3.3 nH 10N=10 nH R10=100 nH】

⑤ Tolerance of Inductance 电感量公差: 【S:±0.3nH D:±0.5nH J: ±5% K: ±10%】

⑥ Packing Style: 【 T: Taping 编带盘装 B: Bulk 散装】

⑦ Lead free products 无铅产品

Shapes And Dimensions 外形及尺寸示意图



Type 型号	Dimensions (mm) [inch]			
	L长	W宽	T高	a1, a2
1005 [0402]	1.00±0.15 [0.04±0.006]	0.50±0.15 [0.02±0.006]	0.50±0.15 [0.02±0.006]	0.25±0.10 [0.01±0.004]

Nonpolarity RF Inductor 无极性射频电感

Electrical Characteristics 电气性能

MGCI 1005 (0402)P Series

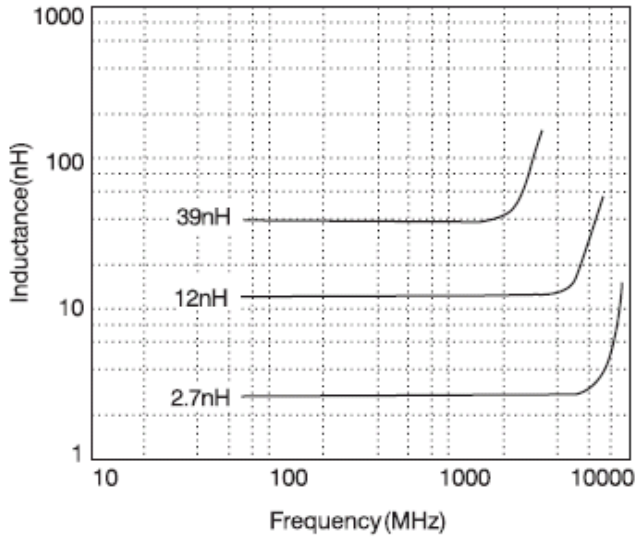
Part No.	L(nH)	L TesP Freq. (MHz)	Q Min			SRF(MHz) Min.	DCR(Ω) Max.	I _r (mA) (max)
			100 MHz	800 MHz	1800 MHz			
MGCI1005P1N0□	1.0	100	8	25	38	12000	0.05	400
MGCI1005P1N2□	1.2	100	8	25	38	12000	0.06	400
MGCI1005P1N5□	1.5	100	8	23	35	11000	0.07	400
MGCI1005P1N8□	1.8	100	8	23	35	10000	0.08	400
MGCI1005P2N2□	2.2	100	8	21	30	9000	0.09	400
MGCI1005P2N7□	2.7	100	8	21	30	8000	0.10	400
MGCI1005P3N3□	3.3	100	7	21	30	7800	0.13	400
MGCI1005P3N9□	3.9	100	7	20	28	7300	0.15	360
MGCI1005P4N7□	4.7	100	7	20	28	6500	0.17	360
MGCI1005P5N6□	5.6	100	7	20	28	6500	0.20	340
MGCI1005P6N8□	6.8	100	7	19	25	6000	0.30	320
MGCI1005P8N2□	8.2	100	7	19	25	6000	0.35	320
MGCI1005P10N□	10	100	7	19	25	5500	0.41	320
MGCI1005P12N□	12	100	7	19	21	5000	0.45	320
MGCI1005P15N□	15	100	7	19	20	4800	0.50	240
MGCI1005P18N□	18	100	7	19	20	4300	0.60	240
MGCI1005P22N□	22	100	7	19	19	4000	0.70	200
MGCI1005P27N□	27	100	7	19	18	3600	0.90	200
MGCI1005P33N□	33	100	7	18	16	3000	1.20	170
MGCI1005P39N□	39	100	7	18	16	2500	1.20	150
MGCI1005P47N□	47	100	7	17	15	2300	1.40	140
MGCI1005P56N□	56	100	7	17	15	2100	1.70	130
MGCI1005P68N□	68	100	7	16	14	2100	2.10	120
MGCI1005P82N□	82	100	7	16	14	2000	3.00	110
MGCI1005PR10□	100	100	7	15	13	2000	4.00	90
MGCI1005PR12□	120	100	7	15	13	1800	4.50	80

Nonpolarity RF Inductor 无极性射频电感

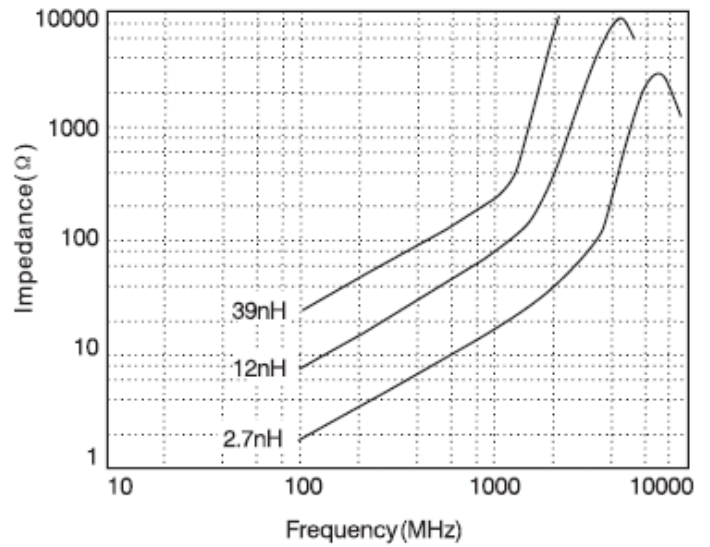
Characteristic curve 特性曲线

MGC1 1005 (0402)P Series

INDUCTANCE vs FREQUENCY CHARACTERISTICS
 电感·频率特征曲线图



IMPEDANCE vs FREQUENCY CHARACTERISTICS
 阻抗·频率特征曲线图



Q vs FREQUENCY CHARACTERISTICS
 Q·频率特征曲线图

